


Siemens FDU 1302/2140111 002

Specifications


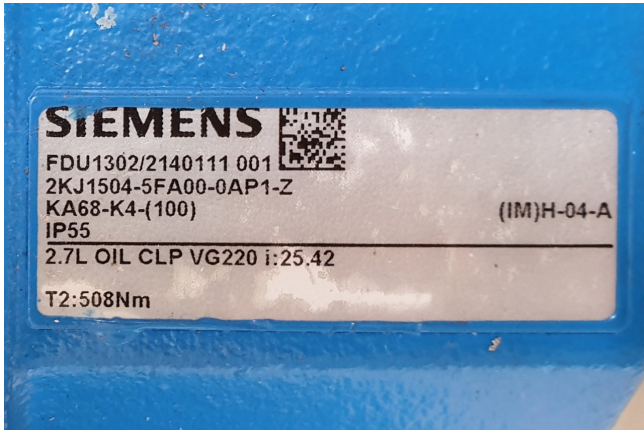


Brand	Siemens
Type	FDU 1302/2140111 002
Specification	Bevel helical geared motor
Remarks	Sizes: 400x250x250 mm (LxWxH)



Description


Used Siemens FDU 1302/2140111 002

Used and in excellent condition
Siemens FDU 1302/2140111 002
3-stage gearbox. This gearbox has a hollow shaft and short coupling lantern with clamp connection for connecting an IEC motor. Transmission ratio i (tot): 25.42 - output speed n_2 (50 Hz): 56,0 RPM - output torque T_2 : 508 Nm.



MOIUX Geared Motors Bevel helical geared motors

Geared motors up to 200 kW



Selection and ordering data (continued)

Power rating P_{Motor} kW (50 Hz)	Output speed n_2 (50 Hz) rpm	Output torque T_2 Nm	Service factor f_s	Gearbox ratio i_{tot}	Order No.	Order code (No. of poles)	Weight ¹⁾ kg
K.100-LA100ZLD4E							
3	3 572	0.84	178.9	★	2KJ1506-WFP13-#W#E2		146
8.8	3 265	0.92	163.51		2KJ1506-WFP13-#W#D2		146
9.5	3 001	1.0	150.31	★	2KJ1506-WFP13-#W#C2		146
10.3	2 773	1.1	138.87		2KJ1506-WFP13-#W#B2		146
11.1	2 573	1.2	128.86	★	2KJ1506-WFP13-#W#A2		146
12.0	2 396	1.3	120.03		2KJ1506-WFP13-#W#X1		146
12.2	2 167	1.4	108.52	★	2KJ1506-WFP13-#W#W1		146
14.4	1 995	1.5	99.9		2KJ1506-WFP13-#W#V1		146
16.0	1 794	1.7	89.85	★	2KJ1506-WFP13-#W#U1		146
17.3	1 656	1.8	82.9		2KJ1506-WFP13-#W#T1		146
20	1 402	2.1	70.24		2KJ1506-WFP13-#W#S1		146
K.88-LA100ZLD4E							
13.9	2 064	0.80	103.36		2KJ1505-WFP13-#W#A2		92
15.7	1 821	0.91	91.22	★	2KJ1505-WFP13-#W#X1		92
17.0	1 681	0.96	84.21		2KJ1505-WFP13-#W#W1		92
19.0	1 506	1.1	75.45	★	2KJ1505-WFP13-#W#V1		92
21	1 389	1.2	69.57		2KJ1505-WFP13-#W#U1		92
25	1 166	1.4	58.37		2KJ1505-WFP13-#W#T1		92
29	994	1.7	49.8	★	2KJ1505-WFP13-#W#S1		92
35	829	2.0	41.5		2KJ1505-WFP13-#W#R1		92
42	697	2.4	34.4	★	2KJ1505-WFP13-#W#P1		92
46	616	2.7	30.87		2KJ1505-WFP13-#W#N1		92
128	224	3.6	11.21		2KJ1505-WFP13-#W#E1		92
K.68-LA100ZLD4E							
31	926	0.89	46.37		2KJ1504-WFP13-#W#U1		62
36	796	1.0	39.39		2KJ1504-WFP13-#W#T1		62
44	654	1.3	32.75	★	2KJ1504-WFP13-#W#S1		62
47	607	1.4	30.36		2KJ1504-WFP13-#W#R1		62
51	559	1.5	27.99	★	2KJ1504-WFP13-#W#Q1		62
58	508	1.6	25.48		2KJ1504-WFP13-#W#P1		62
62	462	1.8	23.16	★	2KJ1504-WFP13-#W#N1		62
68	424	1.9	21.22		2KJ1504-WFP13-#W#M1		62
76	378	2.2	18.93	★	2KJ1504-WFP13-#W#L1		62
85	337	2.4	16.89		2KJ1504-WFP13-#W#K1		62
100	286	2.8	14.35		2KJ1504-WFP13-#W#J1		62
120	238	3.2	11.94	★	2KJ1504-WFP13-#W#H1		62